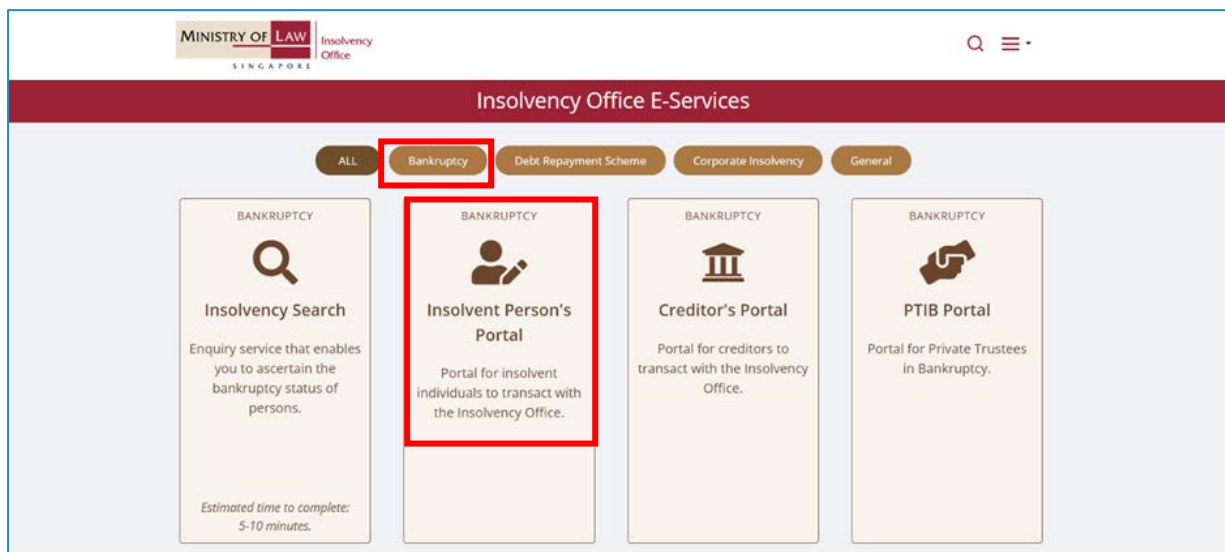


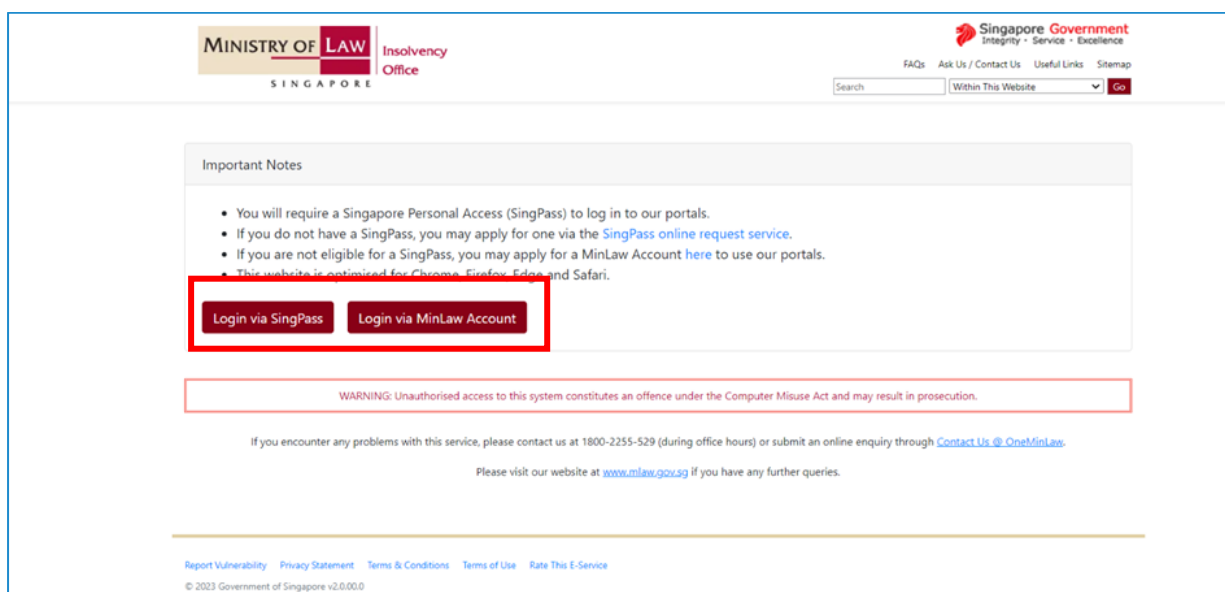
## How to retrieve Case Information (IIAI)

### Step 1 Log in to Insolvent Person Portal

1.1 You can access our e-services at <https://go.gov.sg/bankruptcy>. Please select “Bankruptcy”, followed by “Insolvent Person’s Portal”.



1.2 Please select the appropriate login method.



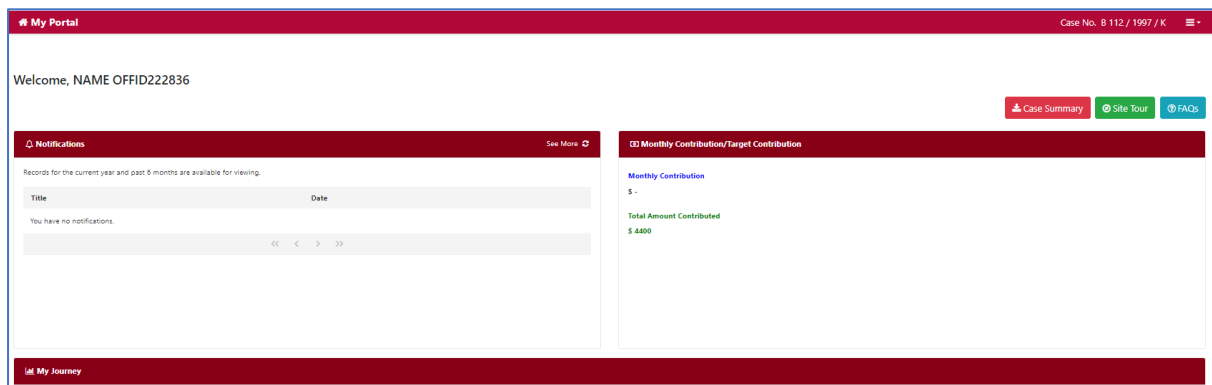
1.3 After successful login, you are required to provide your consent for disclosure of information (for first time login).

Consent
I consent to and authorise the CPF Board, including any officer thereof, to disclose to the Official Assignee any information whatsoever relating to me and to my account(s) with the CPF Board as is necessary for the sole purpose of bankruptcy administration. I agree that this consent shall survive the entire period of bankruptcy and may be relied on and enforced as fully and effectively as if it is addressed to the CPF Board.
<input checked="" type="checkbox"/> I Agree

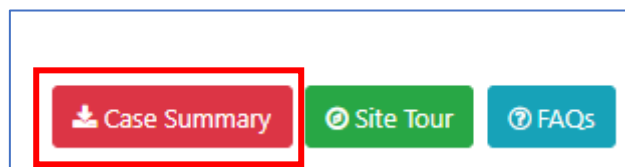
# How to retrieve Case Information (IIAI)

## Step 2

2.1 You will be able to view the Dashboard Homepage.



2.3 Select "Case Summary" at the top right to generate the Individual Insolvency Administration Information Case Information. It might take a few minutes for the report to be ready.



2.4 Once available, you will see a pop-up box. Click on the arrow button to download a copy of the report. Thereafter, you can click the "X" button to close the pop-up box you will directed to the Dashboard Homepage

